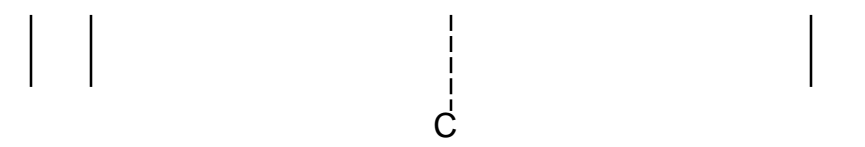
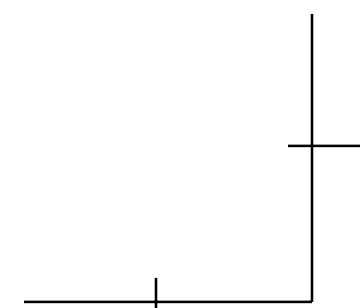
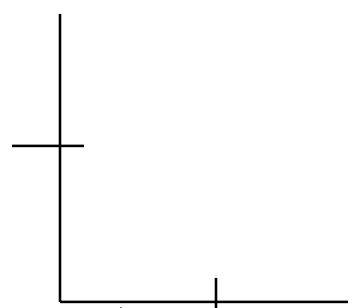
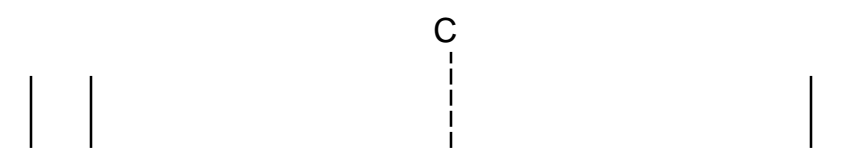
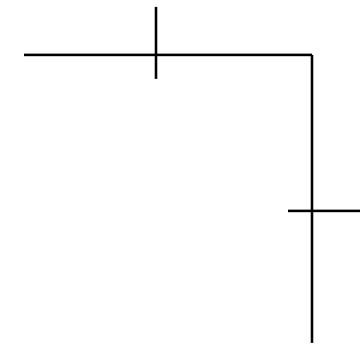
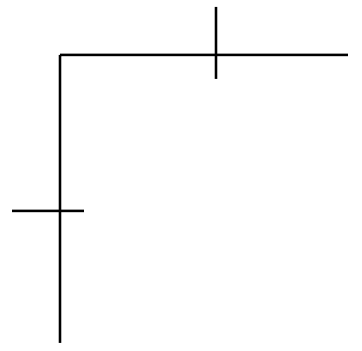


3-PANEL WIDE SPINE
11" X 8 1/2" SHEET SIZE PLUS 1/2" TAB ALLOWANCE
2 1/2" CAPACITY STRAIGHT D RING METAL
COVER MATERIAL TEMPLATE
2.5" Cap-118.5-SD-FS-C

OUTSIDE VIEW SHOWN --- PRINT THIS SIDE



BACK PANEL SIZE: 11-5/8" HIGH X 11-3/4" WIDE

FRONT PANEL SIZE: 11-5/8" HIGH X 11-3/4" WIDE

COVER MATERIAL SIZE: 13-1/4" HIGH X 29-1/2" WIDE

SPINE SIZE: 11-5/8" HIGH X 3-3/4" WIDE

BOTH HINGES ARE 5/16"

PLEASE EXTEND ALL BLEEDS AT LEAST 1/8" BEYOND THE OUTER EDGE OF THE COVER MATERIAL



RIVET HEAD LOCATION
PLEASE ALLOW 1/8" PERIMETER VOID OF GRAPHICS AROUND EACH RIVET HEAD
PLEASE REMOVE BEFORE THE FINAL PRINT